



Villa Barr Art Park

Activity Booklet

A student's travel companion while exploring the art and nature of Villa Barr

Name: _____

Date: ____ / ____ / ____





Villa Barr Art Park

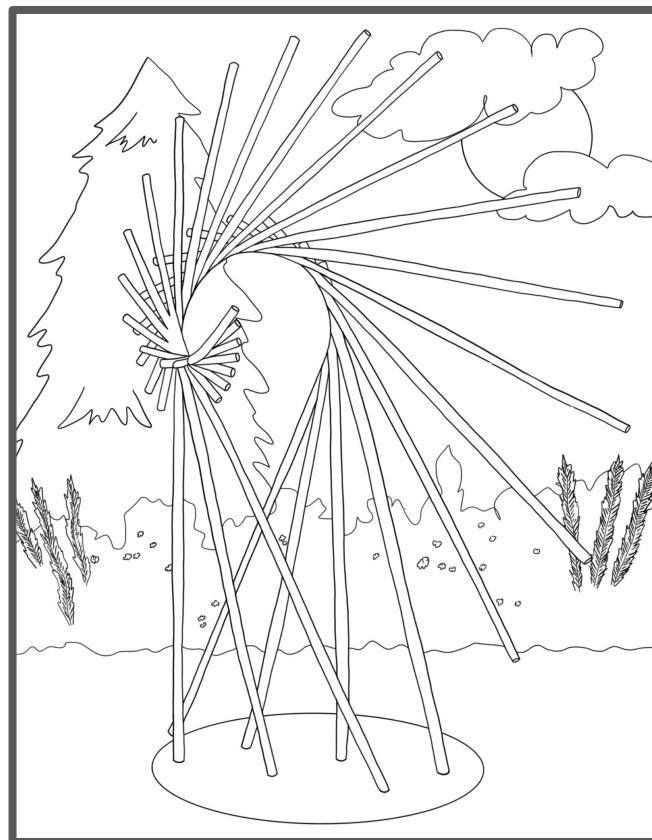
Activity Booklet

A student's travel companion while exploring the art and nature of Villa Barr

Introduction

Villa Barr is a recent addition to the Parks, Recreation and Cultural Services Department of the City of Novi, Michigan. The four-acre park, previously owned by David Barr and dancer Beth Dwaihy Barr, includes a home, studio and multiple sculpture installations in a park setting. David was fascinated by the natural world, dedicated to revealing things that nature creates but are easily overlooked.

This activity book was designed to introduce students to the Villa Barr Art Park, while growing their scientific and artistic skills through observation exercises, artistic activities, and more.



Leaf Scavenger Hunt


Villa Barr Art Park

Challenge yourself to find and identify each of these leaves within this park. If you're having trouble, see species identification answers in the back of the booklet!

a).



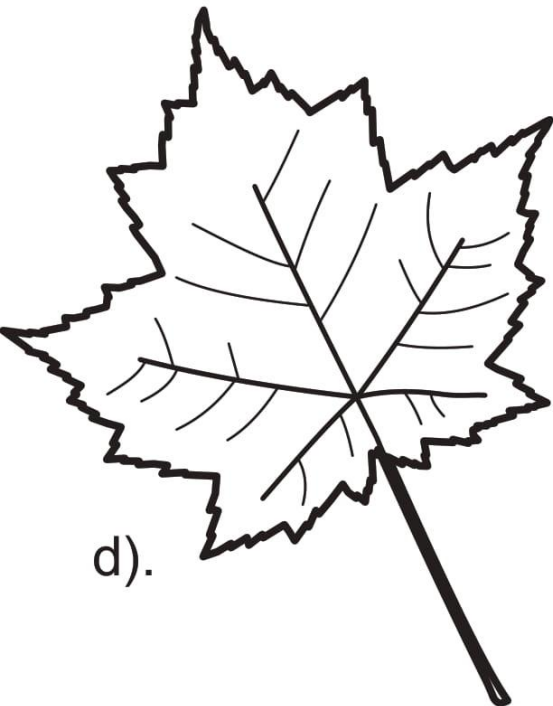
b).



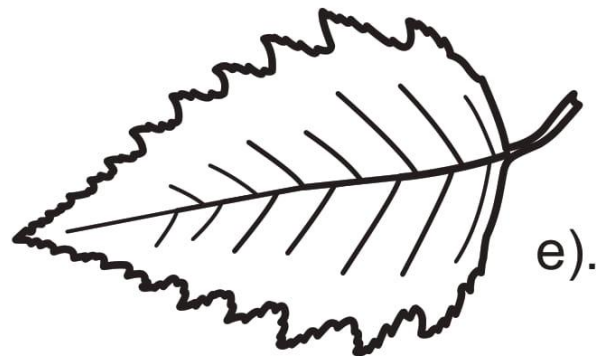
c).



d).



e).




Tree Scavenger Hunt

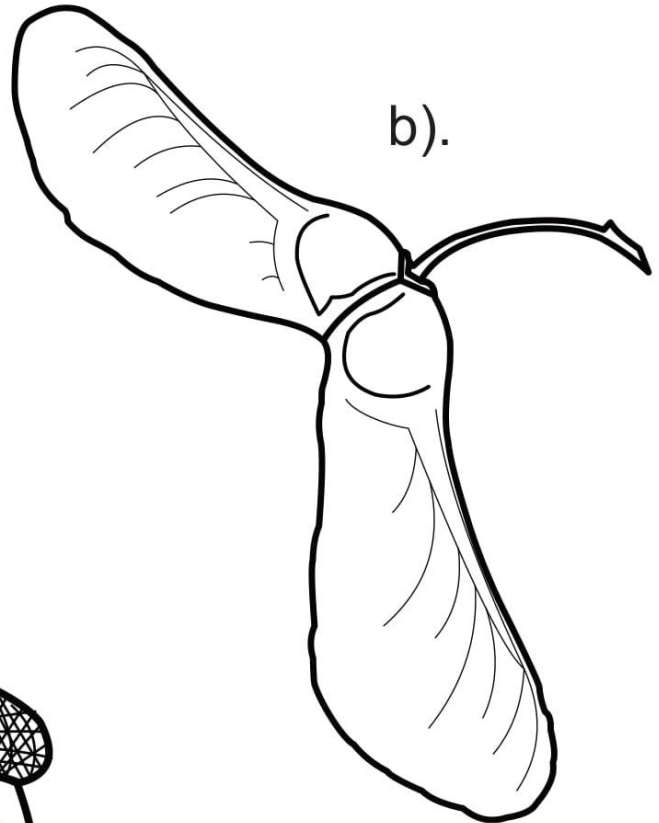
Villa Barr Art Park

Challenge yourself to find and identify each of these fruits, cones, or seeds within this park. If you're having trouble, see species identification answers in the back of the booklet!


a).



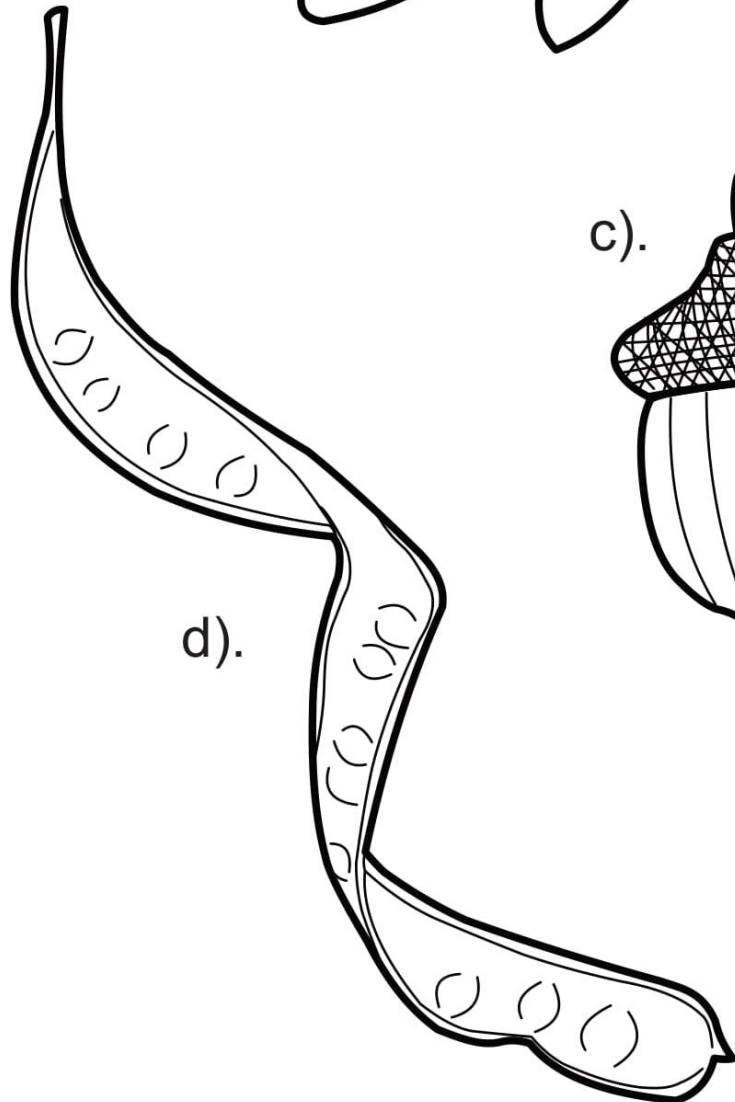
b).




c).



d).



e).



Look at the pond. Notice all of the little details of the water and the plants growing here. Can you see any water animals living in the pond? This little body of water is important for the plant life and wildlife in this park. **Try writing 5 different, individual words that describe the pond and the things in it.**

- 1.) _____.
- 2.) _____.
- 3.) _____.
- 4.) _____.
- 5.) _____.



Find a sculpture you like. There are sculptures located throughout the park of all different shapes, colors, and sizes. Find one you like and look at it carefully. **Draw a simple sketch of the sculpture. Then, write one or two sentences about what this sculpture makes you think of or how it makes you feel.**

(Draw your sketch here)

David and Beth Barr owned this property, prior to it becoming a park, and lived in the house you see near the entrance. This house was specially made for David, and it brings together many of the elements that he liked. It is inspired by his style of art, called constructivism. It reflects his interest in geometry with straight lines that form rectangles and triangles. A spiral staircase connects the first floor with the main living space and deck on the second floor; these were built higher up to provide a beautiful view of the pond, the gardens, and the sculptures throughout the day. He even made his studio part of the house. From the outside, you can easily distinguish the living space with its angled roof from the artist's studio with its flat roof.



This was David's Dream House.

Imagine you are designing your own dream house. Write down some of the things that would make it unique. Would the lines be straight, curved, or some of both? Would it be fun to have a slide instead of steps, or a pool? How about a special room?

Draw a picture below of what your dream house would look like.

What does home mean to you?

David and Beth made their house a **home**. They made it a place for their interests, passions and love of beauty. A house is a physical thing, but a home doesn't even have to be a building. It can be abstract, a place in your mind. Here's an old song by actor and poet John Howard Payne:

I read within a poet's book
A word that starred the page:
"Stone walls do not a prison make,
Nor iron bars a cage!"

Yes, that is true; and something more
You'll find, where'er you roam,
That marble floors and gilded walls
Can never make a home.

But every house where Love abides,
And Friendship is a guest,
Is surely home, and home-sweet-home:
For there the heart can rest.

What does home mean to you? **Create a picture** of what comes to mind when you think of home **without drawing a house**.

Write a short poem in the lines at the top of this page that describes the picture you drew.

Creating At Villa Barr

David and Beth wanted to share their house and home in order to inspire others to create. Now artists from all over the country come here to live for a while and to create their own art. One of those artists was Shannon Tamura who created this sculpture *Baby Your Dreams*.

The woman's headdress is made from natural materials like **leaves, twigs** and **pine cones**. The bird she is holding is called a **Phoenix**. In ancient Greek Mythology, when a Phoenix dies it goes up in flames and then regenerates itself from the ashes. In *Harry Potter and the Order of the Phoenix* Dumbledore introduces Harry to the phoenix Fawkes.

Here is something to think about. Like the phoenix, trees and plants regenerate themselves from seeds. **Artists do something even more powerful.** They use their experience and imagination to generate something new—a work of art.

Try it out!

Become a Villa Barr Resident Artist!

Using **natural materials** you find lying around Villa Barr, including pinecones, leaves, rocks, acorns, feathers, and more, **create your own artwork.**



"Baby Your Dreams" by Shannon Timura, artist in residence at Villa Barr. Inspired by the mythological Phoenix, this concrete maché sculpture of a woman holding a baby Phoenix represents how our dreams must be protected from the fires of daily life.

Keep in mind:

-The artwork can be **realistic** or **abstract**. It can represent something that exists **physically**, or represent an **emotion** or **idea**.

-Try using **tape, glue, string, wire**, or other materials to help you build your artwork

-If you're having trouble making a 3D sculpture, try attaching leaves and grass onto a **piece of paper** to **create an image**.

David Barr and his wife Beth planted hundreds of trees around this park, many of which you'll see today. Each tree has something about it that makes it unique.

Find a tree that you like and pick up one of its leaves.

In **BOX #1**, make a sketch of the leaf **without looking at your paper**. This is a great way to draw something that might move away, like a squirrel, a bug, or a bird.

BOX #1



In **BOX #2** use the leaf to **trace its edges** on the paper. **Then**, draw in the veins and details. If your leaf doesn't fit in the box, then just trace a section of it.

BOX #2



You can create a **rubbing** of a leaf by placing a leaf on a hard surface. Now place a piece of paper on top of the leaf. Using the **side of an unwrapped crayon**, rub the paper over the leaf: the **textural details** of the leaf will appear on the paper.

Use this page to create rubbings for leaves you find. *Get creative, what else can you create rubbings of? Grass? Bark? Rocks? Try it out here!*

Artists and scientists learn to look very closely at things in nature. They sometimes see something that is not evident to others. For example, if you look very closely at the bottom of a pine cone you can see that the seeds spiral out from the center.

This kind of spiral occurs throughout nature. You can see it in snail shells, sun flowers, vine tendrils and even the spiraling shape of hurricanes.

These are called **logarithmic spirals**. They follow a pattern of numbers first identified by a 13th century mathematician named **Leonardo Fibonacci**. Learn more about these naturally occurring mathematical patterns by looking up information on the **Golden Mean**.



Now do some investigating of your own.

Find a tree that you like and **draw a sketch** of the **entire tree** below. Then, in one or two sentences, give a **detailed description** of the tree on the lines provided.

Description: _____

Now, **get very close** to the tree you drew on page 11 and choose a 4 inch by 4 inch square section of the tree to draw. Focus on the details of the area you are looking at, including the colors, textures, and shapes present. **Sketch what you see below.** Then, give a **detailed description** of this small section.

Description: _____

Test your powers of observation:

How many sculptures or plants can you find with spirals in them?

1. _____
2. _____
3. _____
4. _____
5. _____
6. _____
7. _____
8. _____

Observation Activities

Identify the two sculptures near the parking lot created by resident artists.

1. Artwork: _____ Artist's Name: _____

2. Artwork: _____ Artist's Name: _____

Shannon Tamura used some natural materials in *Baby Your Dreams*. **Identify other materials** that are used in the sculptures throughout the park.

1. _____

2. _____

3. _____

4. _____

5. _____



Look around the park, then close your eyes. What did you **see**? What did you **hear**? What did you **smell**? What do you **feel**? **Write down things you observed using your different senses.**



cityofnovi.org

WordSearch

Villa Barr Art Park

Below is a list of trees, names, and sculptures found within Villa Barr. Locate the words hidden in this puzzle, written forwards, backwards, and diagonally!

W P U W T E E R T E N I P K E D F S G V
 I M P L B G T J Y K V B E O F X R R O K
 U A V K Z F P G K I O R V N I B H N I R
 C P W W B U K Y K P Y C V D L K N F E Z
 J L S O S S O N K I U Q E I D L S N O X
 E E Y L G Q U D L T H U K C L E N A M S
 S T K L E O Y R J C C I I D I N C O N C
 W R B I G P I L M Z R J H L W K L K B U
 T E E W G W M I S J I R I S A I A H C L
 H E I G S J P W A J B L H W V G Z I W P
 B T Y N E Y M R U K R R A B D I V A D T
 E A U I E E F I W E E E N M W N G N H U
 T S O P D W K Y T M V T N E V X T W V R
 H O E E E T M A T J I M Y B S O U R C E
 B I L E P U W R H A R U O B O O V A R T
 A Q I W X T S U C O L Y E N O H K Y C O
 R Z L H S Y R R A B A L L I V A K P H I
 R A A K I X H T P Q A M S Q K R F U Y R
 R D G P J N E E R T K A O R H K J J V P
 Z B W X T V F P E R O M A C Y S Z Q U U

VILLA BARR
 DAVID BARR
 WATER LILIES
 SUNSWIRL
 KOAN

ISAIAH
 BETH BARR
 SOURCE
 GALILEO
 OAKTREE

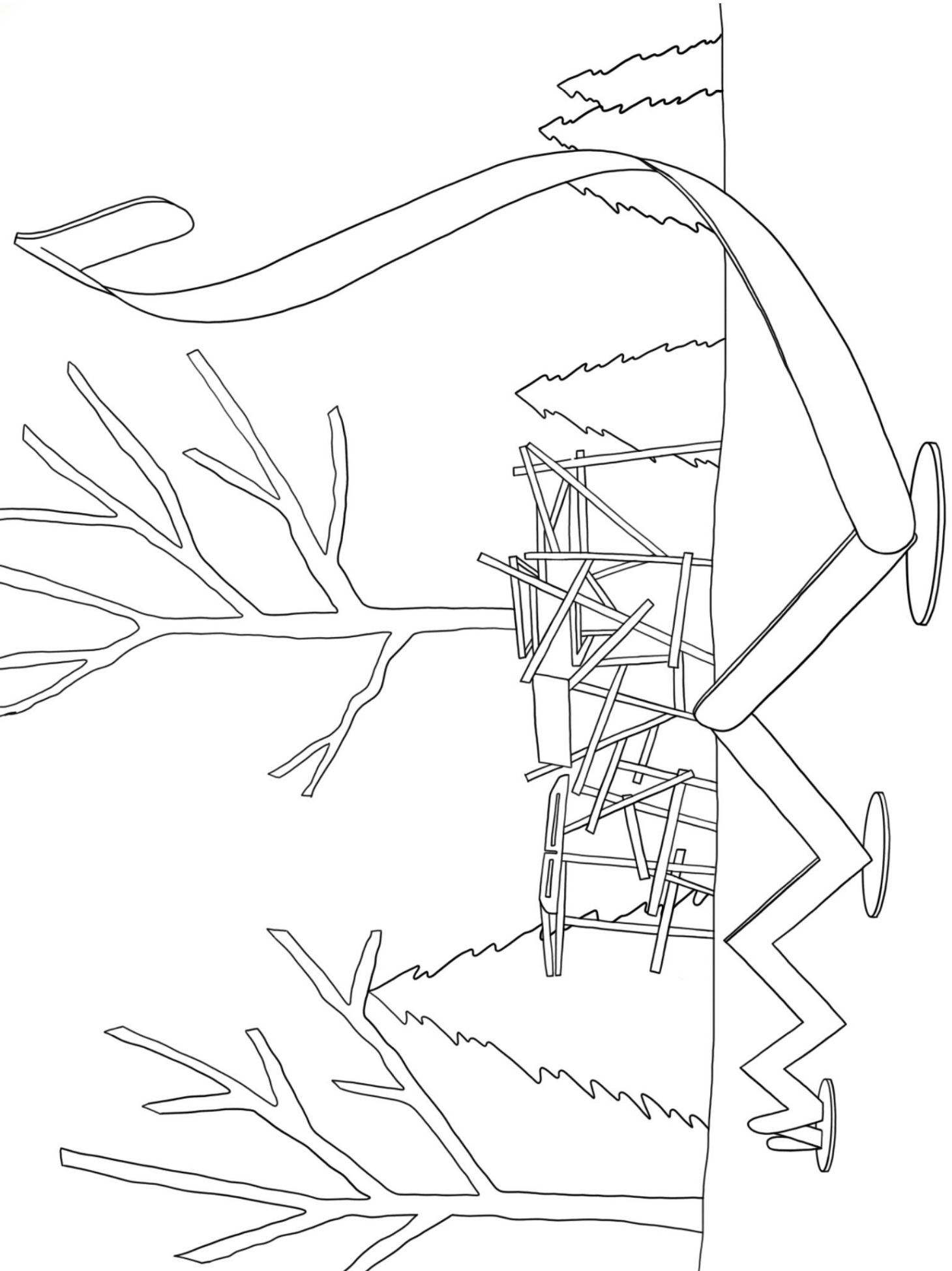
HONEYLOCUST
 PINE TREE
 SCULPTURE
 EGG SEED
 SYCAMORE

MAPLE TREE
 RIVER BIRCH
 EQUIKNOSSOS
 WILDLIFE
 WEeping WILLOW

Relaxation Coloring Page: Villa Barr




Relaxation Coloring Page: "Isaiah" (foreground) and "Bosque Urban" (background)




Relaxation Coloring Page: Lily Pads





Relaxation Coloring Page: "Structurist Sculpture No. 6" (foreground)
& "No. 10" (background)



Relaxation Coloring Page: Sunswirl





Villa Barr Art Park Activity Booklet


Spare Workspace



Villa Barr Art Park

Visit www.cityofnovi.org for more information on Novi's urban forest. Visit cityofnovi.org/villabarr for more information about the Villa Barr Art Park.

Answer Sheet



Tree Scavenger Hunt Answers

- a). Japanese Tree Lilac (*Syringa reticulata*) | b). Red Maple (*Acer rubrum*) | c). Red Oak (*Quercus rubra*)
 d). Honeylocust (*Gleditsia triacanthos*) | e). Austrian Pine (*Pinus nigra*)

Leaf Scavenger Hunt Answers

- a). Northern Red Oak (*Quercus rubra*) | b). Honeylocust (*Gleditsia triacanthos*) | c). American Sweetgum (*Liquidambar styraciflua*) | d). Red Maple (*Acer rubrum*) | e). River Birch (*Betula nigra*)